FFO SECURITIES (PTY) LTD

Authorised user of the JSE

SA MONEY MARKET REPORT **07 January 2022**

THE PREVIOUS WEEK IN REVIEW

1. MONEY MARKET INTEREST RATES

SPOT RATES	17-Dec	31-Dec	07-Jan	Change
Repo Rate	3.50%	3.50%	3.50%	0.00%
Treasury Bill 91 days(D)	3.87%	3.87%	3.86%	-0.01%
Treasury Bill 91 days(Y)	3.91%	3.91%	3.89%	-0.02%
Treasury Bill 182days(D)	4.92%	4.92%	5.00%	0.08%
Treasury Bill 182days(Y)	5.04%	5.04%	5.13%	0.09%
Treasury Bill 273days(D)	5.40%	5.40%	5.46%	0.06%
Treasury Bill 273days(Y)	5.62%	5.62%	5.69%	0.07%
Treasury Bill 364days(Y)	5.76%	5.76%	5.92%	0.16%
3 Month NCD	3.80%	3.80%	3.85%	0.05%
6 Month NCD	4.53%	4.53%	4.73%	0.20%
9 Month NCD	4.93%	4.93%	5.15%	0.23%
12 Month NCD	5.30%	5.30%	5.60%	0.30%
18 Month NCD (YTM)	5.67%	5.67%	6.05%	0.38%
24 Month NCD (YTM)	6.07%	6.07%	6.47%	0.40%
36 Month NCD (YTM)	6.57%	6.57%	6.95%	0.38%
R2023 (YTM)	4.97%	4.97%	4.97%	0.000%

MONEY MARKET RATES (NACQ)	17-Dec	31-Dec	07-Jan	Change
3 Month NCD	3.80%	3.80%	3.85%	0.05%
6 Month NCD	4.45%	4.45%	4.64%	0.19%
9 Month NCD	4.84%	4.84%	5.05%	0.22%
12 Month NCD	5.20%	5.20%	5.49%	0.29%
18 Month NCD	5.55%	5.55%	5.92%	0.36%
24 Month NCD	5.94%	5.94%	6.32%	0.38%
36 Month NCD	6.41%	6.41%	6.78%	0.36%
R 2 023	4.97%	4.97%	4.97%	0.000%

MONEY MARKET LIQUIDITY	17-Dec	31-Dec	07-Jan	Change
Shortage (Rm)	45900	45900	35150	-10750
Notes (Rm)	178017	178017	173594	-4423
Reverse Repo (Rm)	0	0	0	0
Debentures (Rm)	3854	3854	1835	-2019
Liquidity Requirements (Rm)	22537	22537	36932	14395

2. JIBAR RATES (Nominal Terms)

JIBAR (Nominal Terms)	17-Dec	31-Dec	07-Jan	Change
1 Month	3.73%	3.73%	3.74%	0.01%
3 Month	3.88%	3.88%	3.89%	0.01%
6 Month	4.55%	4.60%	4.73%	0.13%
9 Month	4.99%	5.03%	5.18%	0.14%
12 Month	5.38%	5.43%	5.61%	0.18%

3. CURRENT AND FUTURE YIELD CURVES (NACQ)

In the graph below the implied forward rates in six months' time is plotted opposite the current spot rates for the corresponding number of months. The implied forward rates are derived from a break-even calculation approach.

The rates represented in the line graphs below are in NACQ terms.

According to the break-even (forward/forward) calculation, the 12 and 18-month interest rates will be 5.64% and 6.10% respectively in six months time.

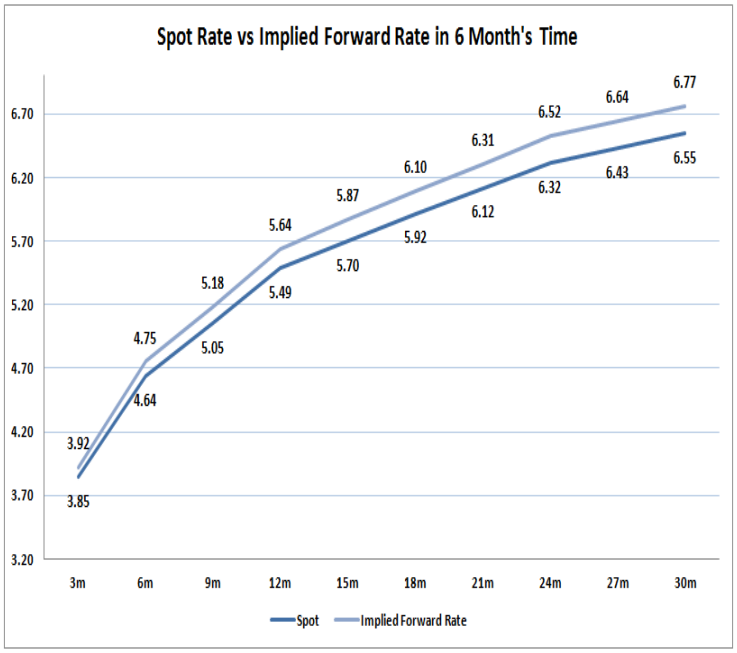

4. FRA RATES (NACQ)

FRA's	17-Dec	31-Dec	07-Jan	Change
1x4	3.93%	4.13%	4.21%	0.08%
3x6	4.25%	4.47%	4.58%	0.11%
6x9	4.86%	4.88%	5.02%	0.14%
9x12	5.21%	5.40%	5.66%	0.26%
12x15	5.66%	5.70%	5.99%	0.29%
15x18	5.90%	5.98%	6.33%	0.35%
18x21	6.16%	6.19%	6.54%	0.35%
21x24	6.42%	6.40%	6.75%	0.35%
24x27	6.68%	6.61%	6.96%	0.35%
27x30	6.94%	6.82%	7.17%	0.35%

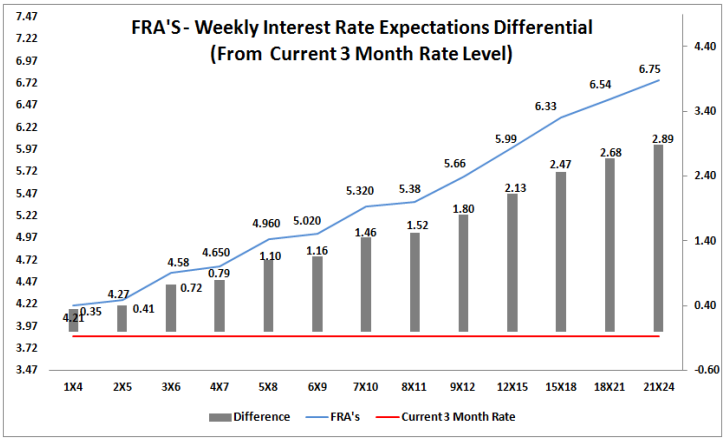

5. MONEY MARKET PERFORMANCE

STeFI (Month on Month) gained 0.33% with the best return 0.37% in the 12-Month area.

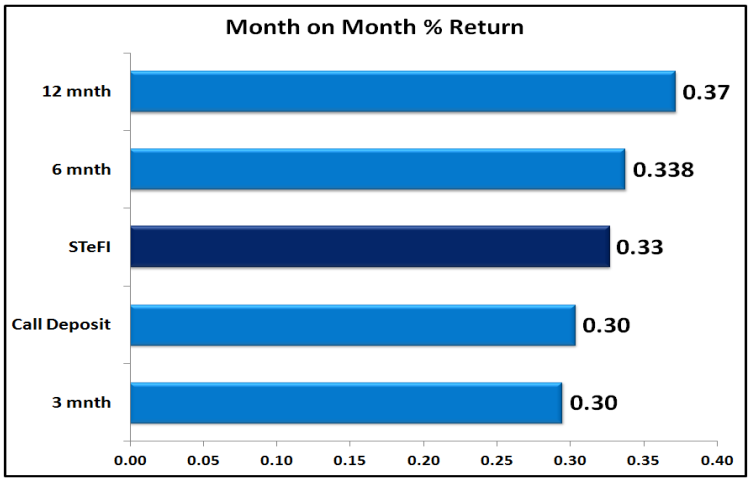

6. JIBAR and SWAPS - Curve

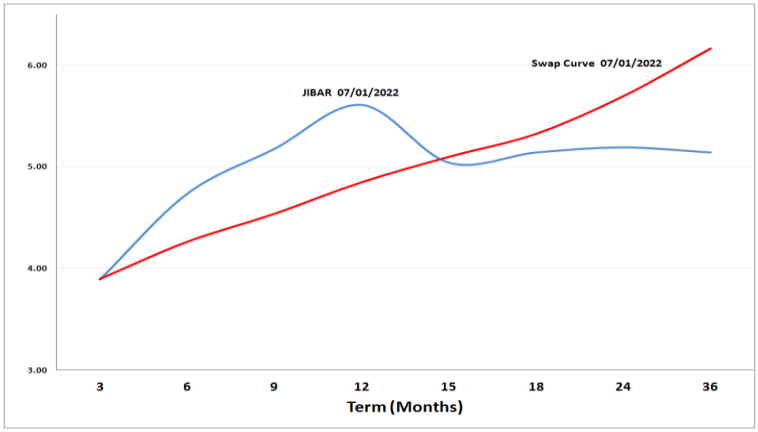

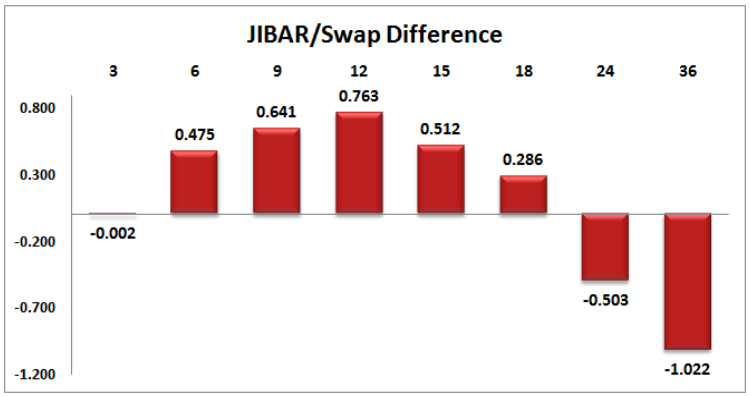

7. SARB AND NATIONAL TREASURY OPERATIONS

SARB DEBENTURES	Received	Allotted	Av.Rate
7 Days	0	0	0.000%
14 Days	1880	400	3.870%
28 Days	408	0	0.000%
56 Days	0	0	0.000%

LONG TERM REVERSE REPO		
14Days		
	Allotted	Av. Rate
56 Days		
	Allotted	Av. Rate

TREASURY BILLS	Received	Allotted	Av.Rate
91 Days	R1015m	R702m	3.89%
182 Days	R5211m	R2780m	5.13%
273 Days	R10877m	R5631m	5.69%

8. THE WEEK AHEAD

Date	Time	Country	Event	Month	Previous	Consensu	Forecast
10-Jan-22	02:00:00	US	Total Vehicle Sales DEC	Dec'21	12.86M		
	11:00:00	SA	ABSA Manufacturing PMI DEC	Dec'21	57.2		56
	12:00:00	EU	Unemployment Rate NOV	Nov'21	7.30%	7.20%	7.30%
	17:00:00	US	Wholesale Inventories MoM NOV	Nov'21	2.50%	1.20%	1.20%
	17:30:00	US	NY Fed Treasury Purchases 7 to 10 yrs			$2.425B	
	18:00:00	US	Consumer Inflation Expectations DEC	Dec'21	6.00%		6.10%
	18:30:00	US	3-Month Bill Auction		0.09%		
	18:30:00	US	6-Month Bill Auction		0.22%		
11-Jan-22	01:50:00	Japan	Foreign Exchange Reserves DEC	Dec'21	$1405.8B		
	02:01:00	UK	BRC Retail Sales Monitor YoY DEC	Dec'21	1.80%		1.50%
	11:45:00	UK	5-Year Treasury Gilt Auction		0.79%		
	13:00:00	SA	Manufacturing Production YoY NOV	Nov'21	-8.90%		-6.70%
	17:30:00	US	NY Fed Treasury Purchases 4.5 to 7 yrs			$4.525B	
	18:20:00	US	NY Fed Treasury Purchases 10 to 22.5 yrs			$1.625B	
	20:00:00	US	3-Year Note Auction		1.00%		
12-Jan-22	01:50:00	Japan	Current Account NOV	Nov'21	¥1018.7B	¥585B	
	01:50:00	Japan	Bank Lending YoY DEC	Dec'21	0.60%		
	03:30:00	China	Inflation Rate YoY DEC	Dec'21	2.30%		2.40%
	03:30:00	China	PPI YoY DEC	Dec'21	12.90%		13.00%
	12:00:00	EU	Industrial Production YoY NOV	Nov'21	3.30%		4.10%
	12:30:00	Germany	30-Year Bund Auction		0.08%		
	15:30:00	US	Inflation Rate YoY DEC	Dec'21	6.80%		7.10%
	15:30:00	US	Core Inflation Rate YoY DEC	Dec'21	4.90%		5.40%
	20:00:00	US	10-Year Note Auction		1.52%		
13-Jan-22	15:30:00	US	Core PPI MoM DEC	Dec'21	0.70%	0.50%	0.50%
	15:30:00	US	PPI MoM DEC	Dec'21	0.80%	0.40%	0.40%
	15:30:00	US	Initial Jobless Claims 08/JAN	Jan'22	207K		215K
	15:30:00	US	Jobless Claims 4-week Average 08/JAN	Jan'22	204.5K		206K
	15:30:00	US	Continuing Jobless Claims 01/JAN	Jan'22	1754K		1760K
	15:30:00	US	Core PPI YoY DEC	Dec'21	7.70%		7.80%
	15:30:00	US	PPI YoY DEC	Dec'21	9.60%		9.80%
	18:30:00	US	8-Week Bill Auction		0.06%		
	18:30:00	US	4-Week Bill Auction		0.05%		
	20:00:00	US	30-Year Bond Auction		1.90%		
14-Jan-22	01:50:00	Japan	PPI YoY DEC	Dec'21	9.00%	8.80%	
	05:00:00	China	Exports YoY DEC	Dec'21	22.00%		
	05:00:00	China	Imports YoY DEC	Dec'21	31.70%		
	05:00:00	China	Balance of Trade DEC	Dec'21	$71.72B		$ 61B
	09:00:00	UK	Balance of Trade NOV	Nov'21	£-2.027B		£-2.7B
	09:00:00	UK	Industrial Production YoY NOV	Nov'21	1.40%		1.50%
	09:00:00	UK	Manufacturing Production YoY NOV	Nov'21	1.30%		-0.60%
	09:00:00	UK	GDP 3-Month Avg NOV	Nov'21	0.90%		1.00%
	09:00:00	UK	Manufacturing Production MoM NOV	Nov'21	0.00%		0.40%
	09:00:00	UK	GDP YoY NOV	Nov'21	4.60%		7.50%
	11:00:00	Germany	Full Year GDP Growth 2021		-4.60%		3.00%
	12:00:00	EU	Balance of Trade NOV	Nov'21	€3.6B		€11.5B
	15:30:00	US	Retail Sales MoM DEC	Dec'21	0.30%	0.30%	0.30%
	15:30:00	US	Import Prices MoM DEC	Dec'21	0.70%		0.50%
	15:30:00	US	Export Prices MoM DEC	Dec'21	1.00%		0.90%
	15:30:00	US	Retail Sales Ex Autos MoM DEC	Dec'21	0.30%		0.20%
	15:30:00	US	Retail Sales Ex Gas/Autos MoM DEC	Dec'21	0.20%		0.10%
	15:30:00	US	Export Prices YoY DEC	Dec'21	18.20%		18.60%
	15:30:00	US	Import Prices YoY DEC	Dec'21	11.70%		10.50%
	15:30:00	US	Retail Sales YoY DEC	Dec'21	18.20%		17.00%
	16:15:00	US	Industrial Production YoY DEC	Dec'21	5.30%		5.40%
	16:15:00	US	Manufacturing Production YoY DEC	Dec'21	4.60%		4.70%

Major Central Banks Rate Decisions			
Central Bank	Next Meeting	Last Change	Current Interest Rate
European Central Bank	20-Jan-22	10-Mar-16	0.00%
Bank of Japan	03-Feb-22	29-Jan-16	-0.10%
Bank of England	03-Feb-22	16-Dec-21	0.25%
Federal Reserve	26-Jan-22	15-Mar-20	0.25%
SARB	19-Jan-22	18-Nov-20	3.75%